

PH 2300 SERIES - HFH

Structure Annular corrugated Mechanical / Hydroformed flexible metal hoses produced from longitudinally welded tubes with or without braiding

Characteristics Heavy Weight / Flexible Hose

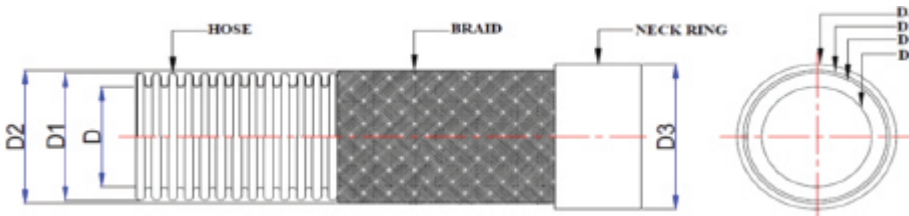
Standards EN ISO 10380

Hose Material Stainless Steel AISI 304, AISI 321, AISI 316L

Braiding Material Stainless Steel AISI 304 and AISI 316L









Suitable Fittings Types Threaded end, Flange end, Pipe end etc as per customer specifications

Note: Please Contact our sales team for Specific Length



METRIC SYSTEM :

Item Code	DN					Braid								
		(D)	(D1)	(D2)	(Dx)		Coverage	Static	Dynamic	SWB* W.P (Max)	DWB W.P (Max)	SWB B.P (Min)	SWB Weight	DWB Weight
		mm	mm	mm	mm		%	mm	mm	bar	bar	bar	Kg/m	Kg/m
R006HFHXR10K	6	6.0	10.1	12.2	± 0.50	98	26	125	172	258	688	0.25	0.39	
R008HFHXR10K	8	7.6	12.2	14.5	± 0.50	98	26	125	160	240	640	0.30	0.44	
R010HFHXR10K	10	11	16.2	18	± 0.50	98	32	140	120	180	480	0.39	0.60	
R012HFHXR10K	12	14.5	21.1	22.9	± 0.50	94	40	155	85	127.5	340	0.55	0.78	
R020HFHXR10K	20	20.6	30.7	32.5	± 0.50	95	58	205	65	97.5	260	0.96	1.28	
R025HFHXR10K	25	27.3	38.5	40.3	± 0.50	92	70	230	50	75	200	1.17	1.54	
R032HFHXR10K	32	31.6	45	46.6	± 0.50	95	90	270	42	63	168	1.49	2.05	
R040HFHXR10K	40	40.3	55	56.6	± 0.50	95	100	310	38	57	152	1.75	2.37	
R050HFHXR10K	50	49.5	65	67	± 1.00	95	130	390	37	55.5	148	2.46	3.46	
R065HFHXR10K	65	64.8	83	85	± 1.00	96	200	460	34	51	136	2.76	3.94	
R080HFHXR10K	80	79.8	97.5	100	± 1.00	96	230	570	27	40.5	108	3.09	4.39	
R100HFHXR10K	100	99.8	120	122.5	± 1.00	96	330	690	20	30	80	4.10	5.69	
R125HFHXR10K	125	130	154	157	± 1.50	93	350	1000	16	24	64	6.72	9.84	
R150HFHXR10K	150	154	180	183	± 1.50	90	400	1250	12	18	48	9.10	12.50	








Item Code	DN					Braid							
		(D)	(D1)	(D2)	(Dx)	Coverage	Static	Dynamic	SWB* W.P (Max)	DWB W.P (Max)	SWB B.P (Min)	SWB Weight	DWB Weight
		mm	mm	mm	mm	%	mm	mm	bar	bar	bar	Kg/m	Kg/m
R200HFHXR10K	200	204	233	237	± 1.50	90	520	1600	9	13.5	36	12.45	16.50
R250HFHXR10K	250	254	282	287	± 1.50	90	620	2000	7	10.5	28	16.15	21.81








NOTE:

1. Test Pressure is 1.5 times of Working Pressure @ 20°C.
2. SWB - Single Wire Braid, DWB - Double Wire Braid, WP - Working Pressure, BP - Burst Pressure.
3. Contact Factory for Temperature correction Factor.
4. THESE INFORMATIONS ARE FOR GUIDANCE ONLY, WE RESERVE THE RIGHT TO ALTER (OR) AMEND SPECIFICATIONS AS DEEMED NECESSARY.
5. General Tolerance is applicable.



IMPERIAL SYSTEM :

Item Code	DN	Braids	Braid Construction (No of Carriers X No od Strands X Wire Diameter)									
				Coverage	(D)	(D1 & D2)	W.P (Max) 70°F	B.P (Max) 70°F	Dynamic	Static	Weight per Foot	
				%	inch	inch	psi	psi	inch	inch	lbs	
R006HFHX000	1/4"	0	24 X 5 X 0.014	98	0.24	0.40	200	---	5.00	1.00	0.08	
R006HFHXR10	1/4"	1	24 X 5 X 0.014	98	0.24	0.48	2494	9976	5.00	1.00	0.17	
R006HFHXR20	1/4"	2	24 X 5 X 0.014	98	0.24	0.56	3741	14964	5.00	1.00	0.26	
R008HFHX000	5/16"	0	24 X 6 X 0.014	98	0.30	0.48	180	---	5.00	1.00	0.11	
R008HFHXR10	5/16"	1	24 X 6 X 0.014	98	0.30	0.57	2321	9284	5.00	1.00	0.20	
R008HFHXR20	5/16"	2	24 X 6 X 0.014	98	0.30	0.63	3481.5	13926	5.00	1.00	0.30	
R010HFHX000	3/8"	0	24 X 8 X 0.014	98	0.43	0.64	100	---	5.55	1.26	0.12	
R010HFHXR10	3/8"	1	24 X 8 X 0.014	98	0.43	0.71	1740	6960	5.55	1.26	0.26	

Item Code	DN	Braids	Braid Construction (No of Carriers X No od Strands X Wire Diameter)	 Braid	 ID	 OD	 WP	 BP	 BR/r	 W	
				Coverage	(D)	(D1 & D2)	W.P (Max) 70°F	B.P (Max) 70°F	Dynamic	Static	Weight per Foot
				%	inch	inch	psi	psi	inch	inch	lbs
R010HFHXR20	3/8"	2	24 X 8 X 0.014	98	0.43	0.80	2610	10440	5.55	1.26	0.40
R012HFHX000	1/2"	0	24 X 9 X 0.014	94	0.57	0.83	80	---	6.10	1.58	0.22
R012HFHXR10	1/2"	1	24 X 9 X 0.014	94	0.57	0.90	1233	4932	6.10	1.58	0.37
R012HFHXR20	1/2"	2	24 X 9 X 0.014	94	0.57	0.98	1849.5	7398	6.10	1.58	0.52
R020HFHX000	3/4"	0	36 X 9 X 0.014	95	0.81	1.21	70	---	8.10	2.28	0.43
R020HFHXR10	3/4"	1	36 X 9 X 0.014	95	0.81	1.28	943	3772	8.10	2.28	0.65
R020HFHXR20	3/4"	2	36 X 9 X 0.014	95	0.81	1.35	1414	5656	8.10	2.28	0.86
R025HFHX000	1"	0	36 X 10 X 0.014	92	1.08	1.52	40	---	9.00	2.76	0.54
R025HFHXR10	1"	1	36 X 10 X 0.014	92	1.08	1.59	725	2900	9.00	2.76	0.79
R025HFHXR20	1"	2	36 X 10 X 0.014	92	1.08	1.66	1087.5	4350	9.00	2.76	1.04
R032HFHX000	1 1/4"	0	48 X 9 X 0.016	95	1.24	1.77	25	---	10.63	3.54	0.63
R032HFHXR10	1 1/4"	1	48 X 9 X 0.016	95	1.24	1.84	609	2436	10.63	3.54	1.00
R032HFHXR20	1 1/4"	2	48 X 9 X 0.016	95	1.24	1.90	914	3656	10.63	3.54	1.37
R040HFHX000	1 1/2"	0	48 X 10 X 0.016	95	1.59	2.17	20	---	12.21	3.94	0.76
R040HFHXR10	1 1/2"	1	48 X 10 X 0.016	95	1.59	2.23	551	2204	12.21	3.94	1.17
R040HFHXR20	1 1/2"	2	48 X 10 X 0.016	95	1.59	2.29	827	3306	12.21	3.94	1.59
R050HFHX000	2"	0	48 X 10 X 0.020	95	1.95	2.56	15	---	15.35	5.12	0.98
R050HFHXR10	2"	1	48 X 10 X 0.020	95	1.95	2.64	537	2148	15.35	5.12	1.65
R050HFHXR20	2"	2	48 X 10 X 0.020	95	1.95	2.72	806	3222	15.35	5.12	2.32
R065HFHX000	2 1/2"	0	72 X 8 X 0.020	94	2.55	3.27	12	---	20.10	7.87	1.07
R065HFHXR10	2 1/2"	1	72 X 8 X 0.020	94	2.55	3.35	493	1972	20.10	7.87	1.86
R065HFHXR20	2 1/2"	2	72 X 8 X 0.020	94	2.55	3.43	740	2958	20.10	7.87	2.65
R080HFHX000	3"	0	72 X 9 X 0.020	96	3.14	3.84	10	---	22.44	9.06	1.20
R080HFHXR10	3"	1	72 X 9 X 0.020	96	3.14	3.94	392	1568	22.44	9.06	2.07
R080HFHXR20	3"	2	72 X 9 X 0.020	96	3.14	4.03	588	2352	22.44	9.06	2.95
R100HFHX000	4"	0	72 X 11 X 0.020	96	3.93	4.72	8	---	27.17	12.99	1.68
R100HFHXR10	4"	1	72 X 11 X 0.020	96	3.93	4.82	290	1160	27.17	12.99	2.75
R100HFHXR20	4"	2	72 X 11 X 0.020	96	3.93	4.92	435	1740	27.17	12.99	3.72
R125HFHX000	5"	0	72 X 11 X 0.028	93	5.12	6.06	6	---	39.37	13.78	2.42
R125HFHXR10	5"	1	72 X 11 X 0.028	93	5.12	6.20	232	928	39.37	13.78	4.52
R125HFHXR20	5"	2	72 X 11 X 0.028	93	5.12	6.31	348	1392	39.37	13.78	6.61
R150HFHX000	6"	0	72 X 11 X 0.028	90	6.06	7.11	5	---	49.21	15.75	3.83
R150HFHXR10	6"	1	72 X 11 X 0.028	90	6.06	7.19	174	696	49.21	15.75	6.12
R150HFHXR20	6"	2	72 X 11 X 0.028	90	6.06	7.31	261	1044	49.21	15.75	8.40
R200HFHX000	8"	0	96 X 9 X 0.028	90	8.03	9.19	5	---	62.99	20.47	5.65
R200HFHXR10	8"	1	96 X 9 X 0.028	90	8.03	9.29	131	524	62.99	20.47	8.37
R200HFHXR20	8"	2	96 X 9 X 0.028	90	8.03	9.44	197	786	62.99	20.47	11.09
R250HFHX000	10"	0	96 X 12 X 0.028	90	10.00	11.18	3	---	78.74	24.41	7.05
R250HFHXR10	10"	1	96 X 12 X 0.028	90	10.00	11.30	102	408	78.74	24.41	10.85
R250HFHXR20	10"	2	96 X 12 X 0.028	90	10.00	11.41	153	612	78.74	24.41	14.65

NOTE:

1. Test Pressure is 1.5times of Working Pressure @ 70°F.
2. WP - Working Pressure, BP - Burst Pressure.
3. Contact Factory for Temperature correction Factor.
4. THESE INFORMATIONS ARE FOR GUIDANCE ONLY, WE RESERVE THE RIGHT TO ALTER (OR) AMEND SPECIFICATIONS AS DEEMED NECESSARY
5. General Tolerance is applicable.